



GREENTRAC CATALOG 2024 V1.0

The all new GREENTRAC product family with premium outlook and performance, offers the right products for all kinds of weather conditions and road surfaces.

Each pattern design is at the forefront of performance, practicality, and fashion. Provide extraordinary value for users in the global market.

QINGDAO NEW KETER TYRE CO., LTD

ADD: 25FL, Darron Center, No.180 Haier Road, Qingdao, China, 266100

Tel: 86-532-55579147 Fax: 86-532-55579145

E-mail: info@ketertyre.com Web: www.greentractyre.com

  @Greentrac Tyre



GREENTRAC

Running the Road Together

ABOUT GREENTRAC

German automobile and tyre industry standards are leading the world and represent the world's ultimate industrial spirit. Adhering to this spirit and philosophy, in 2017, Keter Tyre Company brought in global engineer team and created the high-quality brand-GREENTRAC to serve the global high-end tyre market. "Independent research and development of the patterns" and "ultimate product performance" are the soul of GREENTRAC.

In 2018, GREENTRAC launched PCR star product Quest-X in the German market. This pattern is the best speaker of the ultimate performance. It has not only the extreme speed level "Y" (300KM/H), but also "A" grade Wet Grip EU labels. Since then, GREENTRAC continues to introduce trendy and top design concepts, and constantly optimize and enrich the product line.

In 2021, Greentrac TBR was officially launched in Thailand which continues the high-quality brand position. TBR product line is designed with long mileage and extreme dynamic balance performance. In 2023, OTR & AGR new projects make Greentrac brand more complete. With full range of PCR, TBR, OTR&AGR, Greentrac becomes a complete product line layout brand which can compete with global TOP brands.

UNIQUE DESIGN

ULTIMATE PERFORMANCE



Super wet grip **A-LEVEL**
no fear of skid



The width of footprint for Rough Master-Rt is widened to **92%** of the section width.



Quest-X is all above W, Some sizes can reach **Y 300km/h**.

GREENTRAC TYRE HAVE BEEN SOLD WORLDWIDE

all over the world Since 2009

176 countries
2600+ Customers

EUROPE

2020
KETER EUROPE
European Office
Established

CHINA

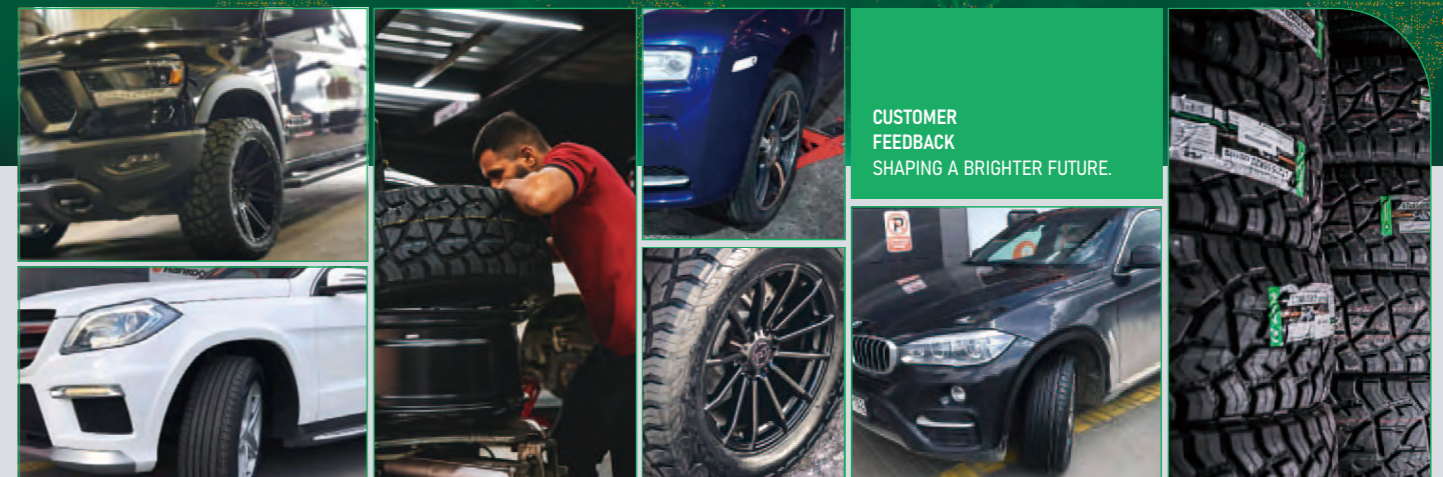
2009
KETER CORP
Founded in Qingdao

USA

2019.11
KETER USA
USA Branch

UAE

2022
KETER UAE
Branch





GLOBAL TECH SUPPORT

GLOBAL ENGINEERING TEAM

We have a GLOBAL ENGINEERING TEAM with German "gene", to create our own patterns and optimize formula.

PCR TEAM

TBR TEAM

OTR & AGR TEAM

15 PASSENGER & LIGHT TRUCK Patterns

12 COMMERCIAL TRUCK Patterns

500+ SIZES

INDEPENDENT DESIGN BY GREENTRAC

ALL SERIES are Independently Developed by Greentrac



CONTENTS

Summer Tyre ☀️

Passenger	Suv & 4x4	Special
Journey-X Pro 03	Quest-X SUV 09	Superange-Van 15
Journey-X 05	Rough Master XT 11	Superange-X 26
Quest-X 07	Rough Master-RT 13	

Winter & 4S Tyre ❄️

All Season Tyre	Winter Tyre	
Season Master 17	Winter Master D1 21	Winter Master S2 LT 24
Season Master Van 19	Winter Master S1 23	Winter Master S2 SUV 25


Electric Vehicle 🔋

EV
Neosport EV 01


NEOSPORT EV

EV


ROLLING RESISTANCE




WET GRIP PERFORMANCE




QUIETNESS



COMFORT



TREAD LIFE



EV



NEOSPORT EV

SIZES & SPECIFICATION

SIZE	LOAD INDEX / SPEED CODE			STANDARD RIM	O.T.D (mm/32nds)	
	LI	SC	LT		mm	32nds
18 225/60R18	104	XL V	6.5J	8.8	11.1	
18 235/45ZR18	98	XL W	8J	8.8	11.1	
19 235/40ZR19	96	XL Y	8.5J	8.8	11.1	
19 235/45ZR19	99	XL Y	8J	8.8	11.1	
19 245/45ZR19	102	XL Y	8J	8.8	11.1	

SIZE	LOAD INDEX / SPEED CODE			STANDARD RIM	O.T.D (mm/32nds)	
	LI	SC	LT		mm	32nds
19 255/45R19	104	XL V	8.5J	8.8	11.1	
21 255/35ZR21	98	XL Y	9J	8.8	11.1	
21 255/45ZR21	105	XL Y	8.5J	8.8	11.1	
21 265/45ZR21	108	XL Y	9J	8.8	11.1	
21 275/35ZR21	103	XL W	9.5J	8.8	11.1	

INCOMING...

19"	20"	21"	22"
245/35R19	245/40R20	255/40R21	275/40R22
265/40R19	245/50R20	265/40R21	285/40R22
285/40R19	255/40R20	275/45R21	285/45R22
	255/45R20	285/40R21	325/40R22
	255/50R20	295/35R21	
	265/40R20	295/40R21	
	265/45R20	315/30R21	
	275/35R20	315/35R21	
	275/50R20	315/40R21	
	285/35R20		
	295/35R20		
	295/40R20		



NEOSPORT EV

A REAL EV TYRE



ULTRA-LOW ROLLING RESISTANCE
NEOSPORT EV's optimized pattern design offers ultra-low rolling resistance which helps to extend the battery's endurance mileage



EXCELLENT DRIVING CONTROL AND GRIP
NEOSPORT EV pattern with FEA design, can provide super good driving control performance.



QUIET TECHNOLOGY
The advanced quiet technology provides a comfortable and peaceful driving experience.



SPECIAL FORMULA
NEOSPORT EV pattern with special nanometer carbon black formula can provide excellent tread wear resisting performance to extend the tyre life.


JOURNEY-X PRO

HP


ROLLING RESISTANCE




WET GRIP PERFORMANCE




QUIETNESS



COMFORT



TREAD LIFE



HP



JOURNEY-X PRO

SIZES & SPECIFICATION

SIZE	LOAD INDEX / SPEED CODE	STANDARD RIM	O.T.D		EU LABELING			
			(mm/32nds)	ROLLING RESISTANCE	WET	NOISE	NOISE LEVEL	
14 175/70R14	84 H	5.5J	7.7 / 9.7	C	B	68	B	
14 185/65R14	86 H	5.5J	7.7 / 9.7	C	B	69	B	
15 185/60R15	84 H	5.5J	7.7 / 9.7	C	B	69	B	
15 185/65R15	88 H	5.5J	7.7 / 9.7	C	B	69	B	
15 195/55R15	85 V	6J	7.7 / 9.7	C	B	69	B	
15 195/60R15	88 H	6J	7.7 / 9.7	C	B	69	B	
15 195/65R15	91 H	6J	7.7 / 9.7	C	B	69	B	
16 195/60R16	89 H	6J	7.7 / 9.7	C	B	69	B	
16 205/55R16	94 V	6.5J	7.8 / 9.8	C	B	69	B	
16 205/60R16	92 V	6J	8.0 / 10.1	C	B	69	B	
16 205/65R16	95 V	6J	8.0 / 10.1	C	B	69	B	
16 215/60R16	95 V	6.5J	8.0 / 10.1	C	B	69	B	
16 215/65R16	98 H	6.5J	8.0 / 10.1	C	B	69	B	
17 215/50R17	95 V	7J	7.7 / 9.7	C	B	69	B	
17 225/45R17	94 W	7.5J	8.0 / 10.1	C	B	69	B	



PATENTED "GREAT WALL" DESIGN

"Great wall" pattern design on the shoulders significantly improves the braking and cornering response of the vehicle and enhances handling performance.



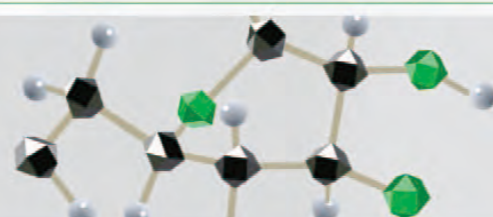
THE WIDER RUNNING SURFACE

Central reinforcement combined with staggered grooves effectively increase running surface, and improve wet grip performance.



SAFE AND QUIET PERFORMANCE

Four longitudinal grooves with Special sipe design has better drainage performance and significantly reduce the noise.




SUPER LONG MILEAGE

Super good carbon black formula reduces rolling resistance and saves fuel.


JOURNEY-X

HP


ROLLING RESISTANCE




WET GRIP PERFORMANCE




QUIETNESS



COMFORT



TREAD LIFE




HP

JOURNEY-X

SIZES & SPECIFICATION

SIZE	LOAD INDEX / SPEED CODE	STANDARD RIM	O.T.D. (mm/32nds)	EU LABELING		
				ROLLING RESISTANCE	WET GRIP	NOISE LEVEL
13 155/65R13	73 T	4.50B	6.7 / 8.4	D	C	70 B
13 155/70R13	79/XL T	4.50B	6.7 / 8.4	D	C	70 B
13 155/80R13	79 T	4.50B	6.7 / 8.4	D	C	70 B
13 165/65R13	77 H	5.00B	6.7 / 8.4	C	C	70 B
13 165/70R13	79 H	5.00B	6.7 / 8.4	C	C	70 B
13 175/60R13	77 H	5J	6.7 / 8.4	D	C	70 B
13 175/70R13	82 H	5.00B	6.7 / 8.4	C	C	70 B
13 185/70R13	86 H	5.50B	6.7 / 8.4	C	C	70 B
14 155/65R14	75 T	4.5J	6.7 / 8.4	D	C	70 B
14 165/60R14	75 H	5J	6.7 / 8.4	C	C	70 B
14 165/65R14	79 H	5.00B	6.7 / 8.4	C	C	70 B
14 165/70R14	81 H	5J	6.7 / 8.4	C	C	70 B
14 175/65R14	86/XL H	5J	6.7 / 8.4	C	C	70 B
14 175/70R14	88/XL H	5.5J	6.7 / 8.4	C	C	70 B
14 185/55R14	80 H	6J	6.7 / 8.4	D	C	70 B
14 185/60R14	82 H	5.5J	6.7 / 8.4	C	C	70 B
14 185/65R14	86 H	5.5J	6.7 / 8.4	C	C	70 B
14 185/70R14	88 H	5.5J	6.7 / 8.4	C	C	70 B
14 195/60R14	86 H	6J	6.9 / 8.7	C	C	71 B
14 195/70R14	91 H	6J	6.9 / 8.7	C	C	71 B
14 205/70R14	98/XL H	6J	6.7 / 8.4	C	C	71 B
15 165/65R15	81 H	5J	6.7 / 8.4	C	C	70 B
15 175/60R15	81 H	5J	6.7 / 8.4	C	C	70 B
15 175/65R15	88/XL H	5J	6.7 / 8.4	C	C	70 B
15 185/55R15	86/XL V	6J	6.9 / 8.7	C	C	70 B
15 185/60R15	88/XL H	5.5J	6.9 / 8.7	C	C	70 B
15 185/65R15	92/XL H	5.5J	6.9 / 8.7	C	C	70 B
15 195/50R15	82 V	6J	6.9 / 8.7	C	C	71 B
15 195/55R15	85 V	6J	6.9 / 8.7	C	C	71 B
15 195/60R15	88 V	6J	6.9 / 8.7	C	C	71 B

SIZE	LOAD INDEX / SPEED CODE	STANDARD RIM	O.T.D. (mm/32nds)	EU LABELING		
				ROLLING RESISTANCE	WET GRIP	NOISE LEVEL
15 195/65R15	91 V	6J	6.9 / 8.7	C	C	71 B
15 205/60R15	91 V	6J	6.9 / 8.7	C	C	71 B
15 205/65R15	94 H	6J	6.9 / 8.7	C	C	71 B
15 205/70R15	96 H	6J	6.9 / 8.7	C	C	71 B
15 215/65R15	100/XLV	6.5J	6.9 / 8.7	C	C	71 B
15 215/70R15	98 H	6.5J	6.9 / 8.7	C	C	71 B
16 185/50R16	81 V	6J	6.7 / 8.4	D	C	70 B
16 185/55R16	83 V	6J	6.9 / 8.7	C	C	70 B
16 195/45R16	84/XL V	6.5J	6.9 / 8.7	C	C	71 B
16 195/50R16	88/XL V	6J	6.9 / 8.7	C	C	71 B
16 195/55ZR16	91/XLW	6J	6.9 / 8.7	C	C	71 B
16 195/60R16	89 H	6J	6.9 / 8.7	C	C	71 B
16 205/50ZR16	87 W	6.5J	6.9 / 8.7	C	C	71 B
16 205/55ZR16	91 W	6.5J	6.9 / 8.7	C	C	71 B
16 205/60R16	92 V	6J	6.9 / 8.7	C	C	71 B
16 205/65R16	95 V	6J	6.9 / 8.7	C	C	71 B
16 215/55ZR16	97/XLW	7J	6.9 / 8.7	C	C	71 B
16 215/60R16	99/XL V	6.5J	6.9 / 8.7	C	C	71 B
16 215/65R16	98 H	6.5J	6.9 / 8.7	C	C	71 B
16 225/55ZR16	99/XLW	7J	6.9 / 8.7	C	C	71 B
16 225/60R16	98 H	6.5J	6.9 / 8.7	C	C	71 B
17 205/40ZR17	84/XLW	7.5J	6.9 / 8.7	C	C	71 B
17 205/45ZR17	88/XLW	7J	6.9 / 8.7	C	C	71 B
17 215/40ZR17	87/XLW	7.5J	6.9 / 8.7	D	C	71 B
17 215/45ZR17	91/XLW	7J	6.9 / 8.7	C	C	71 B
17 215/50ZR17	95/XLW	7J	6.9 / 8.7	C	C	71 B
17 225/45ZR17	94/XLW	7.5J	6.9 / 8.7	C	C	71 B
17 235/45ZR17	97/XLW	8J	6.9 / 8.7	C	C	71 B
18 235/40ZR18	97/XLW	8.5J	6.9 / 8.7	C	C	71 B



ASYMMETRIC PATTERN DESIGN

Bionic asymmetric pattern design brings grip and controls




BLOCK PATTERN DESIGN

Strong block pattern design improves wear resistance meanwhile it ensures the stability of the car control and driving safety.



LONG TREAD LIFE

Special formulated compound with enhanced shoulder construction ensures even wear and long last tread life.




FORMULATIONS CONTAINING SILICON

Silicon-based formula offers excellent fuel-efficient ability while providing excellent wet performance


QUEST-X

UHP/SUV


ROLLING RESISTANCE




WET GRIP PERFORMANCE




QUIETNESS



COMFORT



TREAD LIFE




UHP




EXCELLENT WET GRIP-A LEVEL!

The large-groove design ensures excellent wet grip performance.



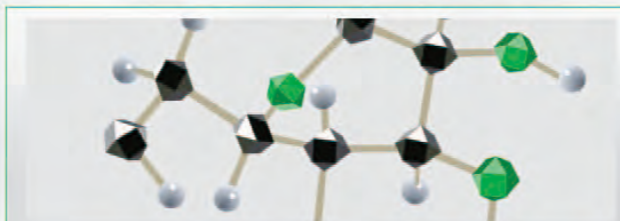
ASYMMETRICAL PATTERN DESIGN

This design of outside lateral groove improves a lot the performance of wet grip and controllability.



LOW NOISE

5-pitch & multi-steel disc pattern design reduces the noise.



ORIGINAL FORMULA

New formula with melt polymerized styrene butadiene and silicon offers excellent wet grip and low rolling resistance.

QUEST-X

SIZES & SPECIFICATION

SIZE	LOAD INDEX / SPEED CODE	STANDARD RIM	O.T.D		EU LABELING			
			(mm/29nds)		ROLLING RESISTANCE	WET	NOISE	NOISE LEVEL
17	205/50ZR17	93/XL Y	6.5J	7.4/9.3	C	A	70	B
17	215/55ZR17	98/XL W	7J	7.6/9.6	C	A	70	B
17	225/50ZR17	98/XL Y	7J	7.6/9.6	C	A	70	B
17	225/55ZR17	97 W	7J	7.6/9.6	C	A	70	B
17	245/45ZR17	99/XL Y	8J	7.4/9.3	C	A	70	B
18	215/50ZR18	96/XL Y	7J	7.2/9.1	C	A	70	B
18	215/55ZR18	99/XL W	7J	7.6/9.6	C	A	70	B
18	225/40ZR18	92/XL Y	8J	7.4/9.3	C	A	70	B
18	225/45ZR18	95/XL Y	7.5J	7.6/9.6	C	A	70	B
18	225/55ZR18	98 W	7J	7.6/9.6	C	A	70	B
18	235/45ZR18	98/XL Y	8J	7.4/9.3	C	A	70	B
18	235/50ZR18	101/XL Y	7.5J	7.6/9.6	C	A	70	B
18	235/55ZR18	104/XL W	7.5J	7.6/9.6	C	A	70	B
18	245/40ZR18	97/XL Y	8.5J	7.4/9.3	C	A	70	B
18	245/45ZR18	100/XL Y	8J	7.4/9.3	C	A	70	B
18	245/50ZR18	104/XL Y	7.5J	7.6/9.6	C	A	70	B
18	255/35ZR18	94/XL Y	8J	7.2/9.1	C	A	71	B
18	255/45ZR18	103/XL Y	8.5J	7.4/9.3	C	A	71	B
18	265/35ZR18	97/XL Y	9.5J	7.2/9.1	C	A	71	B
18	275/40ZR18	103/XL Y	9.5J	7.2/9.1	C	A	71	B
18	285/35ZR18	101/XL Y	10J	7.2/9.1	C	A	73	B
19	225/35ZR19	88/XL Y	8J	7.4/9.3	C	A	70	B
19	225/40ZR19	93/XL Y	8J	7.4/9.3	C	A	70	B
19	225/45ZR19	96/XL Y	7.5J	7.4/9.3	C	A	70	B
19	235/35ZR19	91/XL Y	8.5J	7.2/9.1	C	A	70	B
19	235/40ZR19	96/XL Y	8.5J	7.4/9.3	C	A	70	B
19	235/50ZR19	103/XL Y	7.5J	7.6/9.6	C	A	70	B
19	235/55ZR19	105/XL W	7.5J	7.6/9.6	C	A	70	B
19	245/35ZR19	93/XL Y	8.5J	7.2/9.1	C	A	70	B
19	245/40ZR19	98/XL Y	8.5J	7.4/9.3	C	A	70	B
19	245/45ZR19	102/XL Y	8J	7.4/9.3	C	A	70	B
19	245/55ZR19	103 W	7.5J	7.6/9.6	C	A	70	B
19	255/30ZR19	91/XL Y	9J	7.2/9.1	C	A	71	B
19	255/35ZR19	96/XL Y	9J	7.2/9.1	C	A	71	B
19	255/40ZR19	100/XL Y	9J	7.4/9.3	C	A	71	B
19	255/45ZR19	104/XL Y	8.5J	7.4/9.3	C	A	71	B
19	255/50ZR19	107/XL Y	8J	7.6/9.6	C	A	71	B
19	255/55ZR19	111/XL W	8J	7.6/9.6	C	A	71	B
19	265/30ZR19	93/XL Y	9.5J	7.2/9.1	C	A	71	B
19	265/35ZR19	98/XL Y	9.5J	7.2/9.1	C	A	71	B
19	265/40ZR19	102/XL Y	9.5J	7.2/9.1	C	A	71	B
19	265/50ZR19	110/XL Y	8.5J	7.6/9.6	C	A	71	B
19	275/30ZR19	96/XL Y	9.5J	7.2/9.1	C	A	71	B
19	275/35ZR19	100/XL Y	9.5J	7.2/9.1	C	A	71	B
19	275/40ZR19	105/XL Y	9.5J	7.4/9.3	C	A	71	B
19	275/55ZR19	111 W	8.5J	7.6/9.6	C	A	71	B
19	285/45ZR19	111/XL Y	9.5J	7.4/9.3	C	A	73	B
19	295/30ZR19	100/XL Y	10.5J	7.2/9.1	C	A	73	B
20	225/35ZR20	90/XL Y	8J	7.2/9.1	C	A	70	B
20	235/45ZR20	100/XL Y	8J	7.4/9.3	C	A	70	B
20	235/55ZR20	105/XL W	7.5J	7.6/9.6	C	A	70	B
20	245/35ZR20	95/XL Y	8.5J	7.2/9.1	C	A	70	B
20	245/40ZR20	99/XL Y	8.5J	7.2/9.1	C	A	70	B


SIZE	LOAD INDEX / SPEED CODE	STANDARD RIM	O.T.D		EU LABELING			
			(mm/29nds)		ROLLING RESISTANCE	WET	NOISE	NOISE LEVEL
20	245/45ZR20	99 Y	8J	7.4/9.3	C	A	71	B
20	245/50ZR20	102 Y	7.5J	7.6/9.6	C	A	71	B
20	255/40ZR20	101/XL Y	9J	7.4/9.3	C	A	71	B
20	255/45ZR20	105/XL Y	8.5J	7.4/9.3	C	A	71	B
20	255/50ZR20	109/XL Y	8J	7.6/9.6	C	A	71	B
20	255/55ZR20	110/XL W	8J	7.6/9.6	C	A	71	B
20	265/40ZR20	104/XL Y	9.5J	7.4/9.3	C	A	71	B
20	265/45ZR20	108/XL Y	9J	7.4/9.3	C	A	71	B
20	275/30ZR20	97/XL Y	9.5J	7.2/9.1	C	A	71	B
20	275/35ZR20	102/XL Y	9.5J	7.2/9.1	C	A	71	B
20	275/40ZR20	106/XL Y	9.5J	7.4/9.3	C	A	71	B
20	275/45ZR20	110/XL Y	9J	7.6/9.6	C	A	71	B
20	275/50ZR20	113/XL Y	8.5J	7.6/9.6	C	A	71	B
20	285/40ZR20	108/XL Y	10J	7.2/9.1	C	A	73	B
20	285/45ZR20	112/XL Y	9.5J	7.4/9.3	C	A	73	B
20	285/50ZR20	116/XL W	9J	7.6/9.6	C	A	73	B
20	295/35ZR20	105/XL Y	10.5J	7.2/9.1	C	A	73	B
20	295/40ZR20	110/XL Y	10.5J	7.2/9.1	C	A	73	B
20	315/35ZR20	110/XL Y	11J	7.2/9.1	C	A	73	B
21	265/40ZR21	105/XL Y	9.5J	7.4/9.3	C	A	71	B
21	265/45ZR21	108/XL Y	9J	7.4/9.3	C	A	71	B
21	275/35ZR21	103/XL Y	9.5J	7.2/9.1	C	A	71	B
21	275/45ZR21	110/XL Y	9J	7.6/9.6	C	A	71	B
21	285/35ZR21	105/XL Y	10J	7.2/9.1	C	A	73	B
21	285/40ZR21	109/XL Y	10J	7.2/9.1	C	A	73	B
21	295/35ZR21	107/XL Y	10.5J	7.2/9.1	C	A	73	B
21	295/40ZR21	111/XL Y	10.5J	7.4/9.3	C	A	73	B
21	315/35ZR21	111/XL Y	11J	7.2/9.1	C	A	73	B
21	315/40ZR21	115/XL Y	11J	7.2/9.1	C	A	73	B
21	325/30ZR21	108/XL Y	11.5J	7.2/9.1	C	A	73	B
22	265/40ZR22	106/XL Y	9.5J	7.4/9.3	C	A	71	B
22	275/40ZR22	107/XL Y	9.5J	7.4/9.3	C	A	71	B
22	285/45ZR22	114/XL Y	9.5J	7.4/9.3	C	A	73	B
17	215/55ZR17	94 W	7J	7.6/9.6	C	A	70	B
18	225/50ZR18*	99/XL W	7J	7.2/9.1	C	A	70	B
18	235/40ZR18*	95/XL Y	8.5J	7.2/9.1	C	A	70	B
18	255/40ZR18*	99/XL Y	9J	7.2/9.1	C	A	71	B
18	255/55ZR18*	109/XL W	8J	7.2/9.1	C	A	71	B
19	235/45ZR19*	99/XL Y	8J	7.0/8.8	C	A	70	B
19	285/30ZR19*	98/XL Y	10J	7.2/9.1	C	A	73	B
20	235/50ZR20*	104/XL W	7.5J	7.2/9.1	C	A	70	B
20	255/30ZR20*	92/XL Y	9J	7.2/9.1	C	A	71	B
20	255/35ZR20*	97 Y	9J	7.2/9.1	C	A	71	B
20	265/50ZR20*	111 W	8.5J	7.6/9.6	C	A	71	B
21	255/40ZR21*	102 Y	9J	7.4/9.3	C	A	71	B
21	315/30ZR21*	105/XL Y	11J	7.2/9.1	C	A	73	B
22	275/50ZR22*	111/XL W	8.5J	7.2/9.1	C	A	71	B
22	285/35ZR22*	106/XL Y	10J	7.2/9.1	C	A	73	B
22	325/35ZR22*	114/XL Y	11.5J	7.2/9.1	C	A	73	B
22	275/35ZR22*	104/XL Y	9.5J	7.2/9.1	C	A	71	B
22	285/40ZR22*	110 Y	10J	7.2/9.1	C	A	73	B

*Coming soon


QUEST-X SUV

HT


ROLLING RESISTANCE




WET GRIP PERFORMANCE




QUIETNESS



COMFORT



TREAD LIFE



HT

QUEST-X SUV SIZES & SPECIFICATION

	SIZE	LOAD INDEX / SPEED CODE		STANDARD RIM	O.T.D (mm/32nds)	EU LABELING		
						ROLLING RESISTANCE	WET	NOISE / NOISE LEVEL
16	215/70R16	100	T	6.5J	8.5 / 10.7	B	B	70 B
16	225/70R16	103	T	6.5J	8.5 / 10.7	B	B	70 B
16	235/60R16	100	H	7J	8.5 / 10.7	B	B	70 B
16	235/70R16	106	H	7J	8.5 / 10.7	B	B	70 B
16	245/70R16	107	T	7J	8.5 / 10.7	B	B	70 B
16	255/70R16	111	T	7.5J	8.5 / 10.7	B	B	71 B
16	265/70R16	112	T	8J	8.5 / 10.7	B	B	71 B
17	215/60R17	96	H	6.5J	8.5 / 10.7	B	B	70 B
17	225/60R17	99	H	6.5J	8.5 / 10.7	B	B	70 B
17	225/65R17	106/XL	H	6.5J	8.5 / 10.7	B	B	71 B
17	235/65R17	108/XL	H	7J	8.5 / 10.7	B	B	71 B
17	265/65R17	116/XL	H	8J	8.5 / 10.7	B	B	72 B
17	265/70R17	115	T	8J	8.5 / 10.7	B	B	71 B
17	285/65R17	116	H	8.5J	9.5 / 12.0	B	B	73 B
18	235/60R18	107/XL	H	7J	8.5 / 10.7	B	B	71 B
18	265/60R18	110	H	8J	8.5 / 10.7	B	B	71 B
18	285/60R18	116	H	8.5J	9.5 / 12.0	B	B	73 B




EXCELLENT HANDLING PERFORMANCE

The high-strength middle blocks bring excellent handling and safety performance at high speed.



MORE SAFETY AT HIGH SPEED

Tread staggered grooves structure design ensures lower noise and more comfortable journey.



STAGGERED GROOVE DESIGN

Four vertical grooves design offers super good drainage and no fear of skid.




DOUBLE-LAYER DESIGN

The double-layer design effectively enhances the strength of the carcass and significantly reduces the probability of bumps from collision.

ROUGH MASTER X/T

XT


ROLLING RESISTANCE




WET GRIP PERFORMANCE




QUIETNESS



COMFORT



TREAD LIFE




XT

ROUGH MASTER X/T

SIZES & SPECIFICATION

	SIZE	PR/LR	LOAD INDEX / SPEED CODE		STANDARD RIM	O.T.D.		EU LABELING			
						(mm/32nds)		ROLLING RESISTANCE	WET	NOISE	NOISE LEVEL
15	31*10.50R15LT	6 / C	109	S	8.5J	12.7 / 16.0	D	B	72	B	
15	LT215/75R15	6 / C	100 / 97	T	6J	12.0 / 15.1	D	B	72	B	
15	235/75R15	-	109/XL	T	6.5J	10.5 / 13.2	D	D	72	B	
16	LT225/75R16	10 / E	115 / 112	S	6J	12.7 / 16.0	D	B	72	B	
16	245/70R16	-	113/XL	T	7J	10.5 / 13.2	D	D	72	B	
16	LT245/75R16	10 / E	120 / 116	S	7J	12.7 / 16.0	D	B	72	B	
16	265/70R16	-	112	T	8J	10.5 / 13.2	D	D	72	B	
16	LT265/75R16	10 / E	123 / 120	S	7.5J	12.7 / 16.0	-	-	-	-	
16	LT285/75R16	10 / E	126 / 123	Q	8J	12.7 / 16.0	-	-	-	-	
17	LT235/80R17	10 / E	120 / 117	R	6.5J	12.7 / 16.0	D	B	72	B	
17	265/65R17	-	112	T	8J	10.5 / 13.2	D	D	72	B	
17	LT265/70R17	10 / E	121 / 118	S	8J	12.7 / 16.0	D	B	72	B	
17	LT285/70R17	10 / E	121 / 118	S	8.5J	12.7 / 16.0	D	B	72	B	
18	265/60R18	-	110	T	8J	10.5 / 13.2	D	D	72	B	
18	265/65R18	-	114	T	8J	10.5 / 13.2	D	D	72	B	
18	285/60R18	-	116	T	8.5J	10.5 / 13.2	D	D	74	B	
18	LT285/65R18	10 / E	125 / 122	R	8J	12.7 / 16.0	-	-	-	-	
20	265/50R20	-	111/XL	H	8.5J	10.5 / 13.2	D	D	73	B	
20	275/55R20	-	117/XL	H	8.5J	10.5 / 13.2	D	D	73	B	
20	275/60R20	-	115	T	8J	10.5 / 13.2	D	D	72	B	
20	285/50R20	-	116/XL	H	9J	10.5 / 13.2	D	D	75	B	
22	285/45R22	-	114/XL	H	9.5J	10.5 / 13.2	D	D	75	B	
16	235/70R16	*	109	T	7J						
16	255/70R16	*	111	T	7.5J						
17	245/70R17	*	110	T	7J						
17	235/65R17	*	108	T	7J						
18	LT275/70R18	*	124/121	S	8J						
18	LT275/65R18	*	123/120	S	8J						
17	33*12.50R17LT	*	120	S	10J						
17	35*12.50R17LT	*	121	S	10J						
18	35*12.50R18LT	*	123	S	10J						
18	33*12.50R18LT	*	118	T	10J						
20	33*12.50R20LT	*	119	T	10J						
20	35*12.50R20LT	*	121	T	10J						
22	33*12.50R22LT	*	114	T	10J						
22	35*12.50R22LT	*	121	T	10J						



THE BUMPY PEAKS DESIGN

The bumpy peaks design on the shoulders removes the mud and snow rapidly. Excellent handling ability offers terrific driving performance.



OPTIMIZED CARCASS STRUCTURE

Carcass structure design based on finite element mechanics analysis gives you good drainage and grip performance while staying quiet.



UNIQUE TREAD DESIGN

Janney coupler tread design shows its own power aesthetics and creativity.




ENHANCED SIDEWALL

Extra thick hook design on the sidewall ensures your safety all the way no matter what the road condition is.


ROUGH MASTER-RT

RT


ROLLING RESISTANCE




WET GRIP PERFORMANCE




QUIETNESS



COMFORT



TREAD LIFE



RT

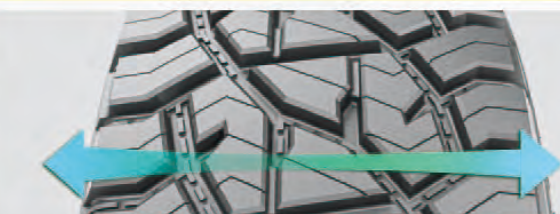
ROUGH MASTER-RT

SIZES & SPECIFICATION

	SIZE	PR/LR	LOAD INDEX / SPEED CODE	O.T.D (mm/32nds)	EU LABELING
17	33*12.50R17LT	10 / E	120 Q	12.5 / 15.7	POR
17	LT265/65R17	10 / E	120/117 Q	11.5 / 14.5	POR
17	LT265/70R17	10 / E	121/118 Q	11.5 / 14.5	POR
17	LT285/70R17	10 / E	121/118 Q	11.5 / 14.5	POR
18	33*12.50R18LT	10 / E	118 Q	12.5 / 15.7	POR
18	LT265/60R18	10 / E	119/116 Q	11.5 / 14.5	POR
18	LT285/60R18	8 / D	118/115 Q	11.5 / 14.5	POR
20	33*12.50R20LT	12 / F	119 Q	12.5 / 15.7	POR
20	35*12.50R20LT	10 / E	121 Q	12.5 / 15.7	POR
20	LT265/50R20	10 / E	115/112 Q	11.5 / 14.5	POR
20	LT275/55R20	10 / E	120/117 Q	11.5 / 14.5	POR
20	LT275/60R20	8 / D	119/116 Q	11.5 / 14.5	POR
20	LT285/50R20	10 / E	119/116 Q	11.5 / 14.5	POR
20	LT285/55R20	8 / D	117/114 Q	11.5 / 14.5	POR
20	LT305/55R20	10 / E	121/118 Q	11.5 / 14.5	POR
22	33*12.50R22LT	12 / F	114 Q	12.5 / 15.7	POR
22	35*12.50R22LT	12 / F	121 Q	12.5 / 15.7	POR

	SIZE	PR/LR	LOAD INDEX / SPEED CODE	O.T.D (mm/32nds)	EU LABELING
22	LT285/45R22	10 / E	116/113 Q	11.5 / 14.5	POR
22	LT305/40R22	12 / F	115/112 Q	11.5 / 14.5	-
22	305/45R22	-	118 Q	10.5 / 13.2	POR
22	LT315/45R22	10 / E	116/113 Q	11.5 / 14.5	POR
24	33*12.50R24LT	12 / F	110 Q	12.5 / 15.7	-
26	LT305/35R26	10 / E	108/104 Q	11.5 / 14.5	-
15	31*10.50R15LT *		109 Q	11.5 / 14.5	
16	LT285/75R16 *		126/123 Q	11.5 / 14.5	
17	35*12.50R17LT *		121 Q	12.5 / 15.7	
18	35*12.50R18LT *		128 Q	12.5 / 15.7	
18	LT285/65R18 *		122/119 Q	11.5 / 14.5	
18	LT285/65R18 *		125/122 Q	11.5 / 14.5	
22	LT305/50R22 *		119/116 Q	11.5 / 14.5	
24	LT295/40R24 *		122/119 Q	11.5 / 14.5	
24	LT295/45R24 *		120/117 Q	11.5 / 14.5	
24	LT305/45R24 *		117/114 Q	11.5 / 14.5	

*Coming soon



WIDER FOOTPRINT

The width of footprint for Rough Master-Rt is widened to 92% of the section width, which effectively improves the driving stability of the tire and ensures excellent handling performance.




SPECIAL DESIGN OF TIRE SHOULDER

The special design of tire shoulder and the steel sheet not only looks beautiful and powerful but also prevents cutting, scratching and impact damage from sharp objects. And it can adapt to extreme off-road conditions.



AGGRESSIVE COMBINATION DESIGN

The aggressive combination design of "two triangles" in the middle part improves the ability of discharging snow and mud to avoid skidding in the snow and mud.



TRIPLE PLY POLYESTER DESIGN

The whole series adopts a triple ply polyester design with high sidewall turn up to improve the strength and rigidity of the sidewall, and improve the safety performance and handling performance of the tire.


POR
(Professional Off Road)

This tyre is a special use tyre primarily used for service in severe off-road conditions. It's not included in tyre performance label grading.


SUPERANGE-VAN

VAN


ROLLING RESISTANCE




WET GRIP PERFORMANCE




QUIETNESS




COMFORT



TREAD LIFE




VAN




ULTRA WEAR-RESISTANT

Large pitch pattern and semi-open shoulder groove design provides super wear resistance.



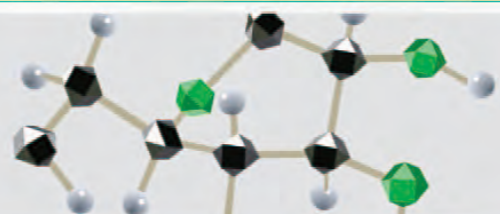
WIDE LONGITUDINAL GROOVE DESIGN

Vertical grooves design offers super good drainage and no fear of skid.



MORE SAFETY WITH FULL LOAD

The middle pattern block steel sheets and scattered grooves, offer stable driving performance even with max loading.



ORIGINAL FORMULA

New formula with melt polymerized styrene butadiene and silicon offers excellent wet grip and low rolling resistance.

SUPERANGE-VAN

SIZES & SPECIFICATION


SIZE	PR/LR	LOAD INDEX / SPEED CODE	STANDARD RIM	O.T.D		EU LABELING			
				(mm/32nds)		ROLLING RESISTANCE	WET	NOISE	NOISE LEVEL
14	185R14C	8 / D	102/100 R	5.5J	8.8 / 11.1	B	B	72	B
14	195R14C	6 / D	102/100 S	5.5J	8.8 / 11.1	C	B	72	B
15	195/70R15C	8 / D	104/102 S	6J	8.8 / 11.1	C	B	72	B
15	195R15C	8 / D	106/104 S	5.5J	8.8 / 11.1	C	B	72	B
15	215/70R15C	8 / D	109/107 S	6.5J	8.8 / 11.1	C	B	72	B
15	225/70R15C	10 / E	112/110 S	6.5J	8.8 / 11.1	C	B	72	B
16	195/65R16C	8 / D	104/102 T	6J	8.8 / 11.1	C	B	72	B
16	195/75R16C	8 / D	107/105 S	5.5J	8.8 / 11.1	C	B	72	B
16	205/65R16C	8 / D	107/105 T	6J	8.8 / 11.1	C	B	72	B
16	205/75R16C	8 / D	110/108 R	5.5J	8.8 / 11.1	C	B	72	B
16	215/65R16C	8 / D	109/107 T	6.5J	8.8 / 11.1	C	B	72	B
16	225/65R16C	8 / D	112/110 T	6.5J	8.8 / 11.1	C	B	72	B
16	235/65R16C	10 / E	115/113 T	7J	8.8 / 11.1	C	B	72	B
17	215/60R17C	8 / D	109/107 T	6.5J	8.8 / 11.1	C	B	72	B
17	225/55R17C	8 / D	109/107 H	7J	8.8 / 11.1	C	B	72	B
17	235/60R17C	10 / E	117/115 R	7J	8.8 / 11.1	C	B	72	B
14	175/65R14C *		90/88 T	5J					
14	175/70R14C *		95/93 T	5J					
15	205/70R15C *		106/104 S	6J					
16	215/60R16C *		103/101T T	6.5J					
16	215/75R16C *		116/114 R	6J					
16	225/75R16C *		121/120 R	6J					

*Coming soon


SEASON MASTER

4S


ROLLING RESISTANCE




WET GRIP PERFORMANCE




QUIETNESS



COMFORT



TREAD LIFE



4S




SEASON MASTER

SIZES & SPECIFICATION

SIZE	LOAD INDEX / SPEED CODE	STANDARD RIM	O.T.D (mm/32nds)	EU LABELING		
				ROLLING RESISTANCE	WET GRIP	NOISE LEVEL
13	175/70R13	82 T 5.00B	7.6 / 9.6	D	B	70 B
14	155/65R14	75 H 4.5J	7.6 / 9.6	D	B	70 B
14	165/60R14	79 H 5J	7.6 / 9.6	D	B	70 B
14	165/65R14	79 H 5J	7.6 / 9.6	D	B	70 B
14	165/70R14	81 T 5J	7.6 / 9.6	D	B	70 B
14	175/65R14	82 H 5J	7.6 / 9.6	D	B	70 B
14	185/55R14	80 H 6J	7.6 / 9.6	D	B	70 B
14	185/60R14	82 H 5.5J	7.6 / 9.6	D	B	70 B
14	185/65R14	86 H 5.5J	7.6 / 9.6	D	B	70 B
14	185/70R14	88 T 5.5J	7.6 / 9.6	D	B	70 B
15	175/65R15	88 H 5J	7.6 / 9.6	D	B	70 B
15	185/55R15	82 V 6J	7.6 / 9.6	D	B	70 B
15	185/60R15	88/XL H 5.5J	7.6 / 9.6	D	B	70 B
15	185/65R15	92/XL H 5.5J	7.6 / 9.6	D	B	70 B
15	195/50ZR15	86 W 6J	7.8 / 9.8	D	B	71 B
15	195/55R15	85 V 6J	7.6 / 9.6	D	B	71 B
15	195/60R15	88 V 6J	7.6 / 9.6	D	B	71 B
15	195/65R15	95/XL H 6J	7.6 / 9.6	D	B	71 B
15	205/65R15	94 H 6J	7.8 / 9.8	D	B	71 B
16	175/50R16	77 V 5.5J	7.8 / 9.8	C	B	70 B
16	195/55R16	91/XL V 6J	7.6 / 9.6	C	B	71 B
16	205/45ZR16	87/XL W 7J	7.6 / 9.6	C	B	71 B
16	205/55R16	94/XL V 6.5J	7.6 / 9.6	C	B	71 B
16	205/60R16	96/XL V 6J	7.8 / 9.8	C	B	71 B
16	215/55R16	97/XL V 7J	7.8 / 9.8	C	B	71 B
16	215/60R16	99/XL V 6.5J	7.8 / 9.8	C	B	71 B
16	215/65R16	98 H 6.5J	7.8 / 9.8	C	B	71 B
16	225/55R16	99 V 7J	7.6 / 9.6	C	B	71 B

SIZE	LOAD INDEX / SPEED CODE	STANDARD RIM	O.T.D (mm/32nds)	EU LABELING		
				ROLLING RESISTANCE	WET GRIP	NOISE LEVEL
17	205/50ZR17	93/XL W 6.5J	7.6 / 9.6	C	B	71 B
17	205/55R17	95/XL V 6.5J	7.6 / 9.6	C	B	71 B
17	215/45ZR17	91/XL W 7J	7.8 / 9.8	C	B	71 B
17	215/50ZR17	95/XL W 7J	7.8 / 9.8	C	B	71 B
17	215/55R17	98/XL V 7J	7.8 / 9.8	C	B	71 B
17	215/60R17	100/XL V 6.5J	7.8 / 9.8	C	B	71 B
17	225/45ZR17	94/XL W 7.5J	7.8 / 9.8	C	B	71 B
17	225/50ZR17	98/XL W 7J	7.8 / 9.8	C	B	71 B
17	225/55R17	101/XL V 7J	7.8 / 9.8	C	B	71 B
17	225/65R17	102 H 6.5J	8.8 / 11.1	C	B	71 B
17	235/45ZR17	97/XL W 8J	7.8 / 9.8	C	B	71 B
17	235/55ZR17	103/XL W 7.5J	7.8 / 9.8	C	B	71 B
18	225/40ZR18	92/XL W 8J	7.8 / 9.8	C	B	71 B
18	235/60R18	107/XL V 7J	8.8 / 11.1	C	B	71 B
19	235/55R19	105/XL V 7.5J	8.8 / 11.1	C	B	71 B
21	295/35ZR21	107/XL W 10.5J	7.8 / 9.8	C	B	74 B
16	195/45ZR16 *	84 W 6.5J	7.6 / 9.6	C	B	71 B
17	215/40ZR17 *	87 W 7.5J	7.6 / 9.6	C	B	71 B
17	215/65R17 *	99 H 6.5J	7.8 / 9.8	C	B	71 B
17	235/65R17 *	104 H 7J	7.8 / 9.8	C	B	71 B
18	225/45ZR18 *	95 W 7.5J	7.8 / 9.8	C	B	71 B
18	235/45ZR18 *	98 W 8J	7.8 / 9.8	C	B	71 B
18	235/50R18 *	101 V 7.5J	7.8 / 9.8	C	B	71 B
18	245/45ZR18 *	100 W 8J	7.8 / 9.8	C	B	71 B
19	225/40ZR19 *	93 W 8J	7.8 / 9.8	C	B	71 B
19	245/45ZR19 *	102 W 8J	7.8 / 9.8	C	B	71 B
20	275/60R20 *	119 V 8J	7.8 / 9.8	C	B	72 B

*Coming soon




MULTI-PITCH TREAD DESIGN

Multi-pitch tread design which is arranged by optimal order can minimize noise and offer more comfortability.



CENTER WEDGE PATTERN & 3D STEEL SHEET DESIGN

It can effectively prevent tyres from skidding on wet ground and improve braking and handling performance.



DIRECTIONAL PATTERN DESIGN

This design ensures excellent tyre grip and extra strong snow traction performance under any weather conditions.




NEW FORMULA

New 4S formula provides not only excellent wet grip performance but also lower rolling resistance.


SEASON MASTER VAN

4S-C


ROLLING RESISTANCE




WET GRIP PERFORMANCE




QUIETNESS



COMFORT



TREAD LIFE



4S-C

SEASON MASTER VAN

SIZES & SPECIFICATION

SIZE	PR/LR	LOAD INDEX / SPEED CODE	STANDARD RIM	O.T.D		EU LABELING			
				(mm/32nds)		ROLLING RESISTANCE	WET	NOISE	NOISE LEVEL
16 195/75R16C	10 / F	110/108 R	5.5J	9.5 / 12.0		C	C	73	B
16 205/65R16C	10 / E	107/105 T	6J	9.5 / 12.0		C	C	73	B
16 215/65R16C	10 / E	109/107 T	6.5J	9.5 / 12.0		C	C	73	B
16 225/65R16C	10 / E	112/110 R	6.5J	9.5 / 12.0		C	C	73	B
16 235/65R16C	8 / D	115/113 R	7J	9.5 / 12.0		C	C	73	B
15 195/70R15C *	10 / E	104/102 T	6J	9.5 / 12.0		C	C	73	B
15 215/70R15C *	10 / E	109/107 S	6.5J	9.5 / 12.0		C	C	73	B
15 225/70R15C *	10 / E	112/110(115N) S	6.5J	9.5 / 12.0		C	C	73	B
16 195/60R16C *	10 / E	99/97 H	6J	9.5 / 12.0		C	C	73	B
16 195/65R16C *	10 / E	104/102 T	6J	9.5 / 12.0		C	C	73	B
16 205/75R16C *	12 / F	113/111 R	5.5J	9.5 / 12.0		C	C	73	B
16 215/75R16C *	12 / F	116/114 R	6J	9.5 / 12.0		C	C	73	B
16 225/75R16C *	12 / F	121/120 R	6J	9.5 / 12.0		C	C	73	B

*Coming soon



BIG GROOVES DESIGN

The combination of three main grooves and shoulder grooves provides excellent snow drainage performance and improves dry/wet braking and traction performance




3D STEEL SHEET DESIGN

3D steel sheet design combined with large pattern blocks can greatly reduce the deformation under the full-load driving situation thereby providing longer mileage.



HIGH STRENGTH CONSTRUCT

All sizes are constructed with high strength carcass and steel belt for enhanced toughness and rugged strength.



SPECIAL SILICON FORMULA DESIGN

The special silicon formula design ensures the performance in four seasons, while reducing the rolling resistance, and long-term use can reduce the cost of oil and electricity.


WINTER MASTER D1

WINTER


ROLLING RESISTANCE




WET GRIP PERFORMANCE




QUIETNESS



COMFORT



TREAD LIFE



WINTER

WINTER MASTER D1

SIZES & SPECIFICATION

SIZE	LOAD INDEX / SPEED CODE	STANDARD RIM	O.T.D. (mm) (22in)	EU LABELING			
				ROLLING RESISTANCE	WET	WIND	NOISE LEVEL
14	155/65R14	75 T	4.5J 7.7 / 9.7	D	C	69	B
14	165/70R14	81 T	5J 7.7 / 9.7	D	C	69	B
14	175/65R14	82 T	5J 7.7 / 9.7	D	C	69	B
14	175/70R14	88/XL T	5.5J 7.7 / 9.7	D	C	69	B
14	185/60R14	82 T	5.5J 8.1 / 10.2	D	C	69	B
14	185/65R14	86 T	5.5J 8.1 / 10.2	D	C	69	B
15	175/65R15	84 T	5J 7.7 / 9.7	D	C	69	B
15	185/55R15	82 T	6J 8.1 / 10.2	D	C	69	B
15	185/60R15	88/XL T	5.5J 8.1 / 10.2	D	C	69	B
15	185/65R15	88 H	5.5J 8.1 / 10.2	D	C	69	B
15	195/55R15	85 H	6J 8.1 / 10.2	D	C	70	B
15	195/60R15	88 H	6J 8.1 / 10.2	D	C	70	B
15	195/65R15	91 T	6J 8.1 / 10.2	D	C	70	B
15	205/65R15	94 T	6J 8.1 / 10.2	D	C	70	B
16	195/55R16	87 H	6J 8.1 / 10.2	C	C	70	B
16	205/55R16	91 H	6.5J 8.1 / 10.2	C	C	70	B
16	205/60R16	96/XL H	6J 8.1 / 10.2	C	C	70	B
16	215/55R16	97/XL H	7J 8.1 / 10.2	C	C	70	B
16	215/60R16	99/XL H	6.5J 8.1 / 10.2	C	C	70	B
16	215/65R16	98 H	6.5J 8.1 / 10.2	C	C	70	B
16	225/55R16	99/XL V	7J 8.1 / 10.2	C	C	70	B
16	225/60R16	102/XL H	6.5J 8.1 / 10.2	C	C	70	B
17	205/50R17	93/XL V	6.5J 8.1 / 10.2	C	C	70	B
17	215/45R17	91/XL V	7J 8.1 / 10.2	C	C	70	B
17	215/50R17	95/XL V	7J 8.1 / 10.2	C	C	70	B
17	215/55R17	98/XL V	7J 8.1 / 10.2	C	C	70	B
17	215/60R17	96 H	6.5J 8.1 / 10.2	C	C	70	B
17	225/45R17	91 H	7.5J 8.1 / 10.2	C	C	70	B
17	225/45R17	94/XL V	7.5J 8.1 / 10.2	C	C	70	B
17	225/50R17	98/XL V	7J 8.1 / 10.2	C	C	70	B
17	225/55R17	101/XL V	7J 8.1 / 10.2	C	C	70	B
17	225/60R17	99 H	6.5J 8.1 / 10.2	C	C	70	B
17	225/60R17	103/XL V	6.5J 8.1 / 10.2	C	C	70	B
17	225/65R17	102 H	6.5J 8.1 / 10.2	C	C	70	B
17	225/65R17	106/XL H	6.5J 8.1 / 10.2	C	C	70	B

SIZE	LOAD INDEX / SPEED CODE	STANDARD RIM	O.T.D. (mm) (22in)	EU LABELING			
				ROLLING RESISTANCE	WET	WIND	NOISE LEVEL
17	235/45R17	97/XL V	8J 8.1 / 10.2	C	C	70	B
17	235/55R17	103/XL V	7.5J 8.1 / 10.2	C	C	70	B
17	235/60R17	102 V	7J 8.1 / 10.2	C	C	70	B
17	235/60R17	106/XL H	7J 8.1 / 10.2	C	C	70	B
17	235/65R17	108/XL V	7J 8.1 / 10.2	C	C	70	B
18	225/40R18	92/XL V	8J 8.1 / 10.2	C	C	70	B
18	225/45R18	95/XL V	7.5J 8.1 / 10.2	C	C	70	B
18	235/40R18	95/XL V	8.5J 8.1 / 10.2	C	C	70	B
18	235/45R18	98/XL V	8J 8.1 / 10.2	C	C	70	B
18	235/60R18	107/XL V	7J 8.1 / 10.2	C	C	70	B
18	245/40R18	97/XL V	8.5J 8.1 / 10.2	C	C	70	B
18	245/45R18	100/XL V	8J 8.1 / 10.2	C	C	70	B
18	255/55R18	109/XL V	8J 8.1 / 10.2	C	C	71	B
19	235/55R19	105/XL V	7.5J 8.1 / 10.2	C	C	70	B
19	245/40ZR19	98/XL W	8.5J 8.1 / 10.2	C	C	70	B
19	255/50R19	107/XL V	8J 8.1 / 10.2	C	C	71	B
20	275/40ZR20	106/XL W	9.5J 8.1 / 10.2	C	C	71	B
20	275/45ZR20	110/XL W	9J 8.1 / 10.2	C	C	71	B
21	295/35R21	107/XL V	10.5J 7.9 / 10.0	C	C	73	B
17	265/65R17 *	116 H					
18	215/55R18 *	95 H					
18	225/50R18 *	99 V					
18	225/60R18 *	100 H					
18	235/55R18 *	104 V					
19	225/45R19 *	96 V					
19	225/55R19 *	103 V					
19	235/50R19 *	103 V					
19	245/45R19 *	102 W					
19	255/45R19 *	104 V					
20	235/55R20 *	105 H					
20	245/45R20 *	103 W					
20	255/40R20 *	101 W					
20	255/45R20 *	105 W					
20	255/50R20 *	109 H					

SINGLE ORIENTED SNOW PATTERN

Directional, single oriented snow tread pattern reduces noise and provides excellent handling properties.

3D GROOVE DESIGN

The 3D groove design can effectively prevent the tires from sliding on the ice and snow surface, improve braking and handling performance and ensure the safety in high-speed driving.

V-SHAPE DESIGN

The V-shape tread pattern improves drainage in snowy and slushy road and improves braking performance.

SPECIAL COMPOUNDING FORMULA


Special anti-low temperature compounding formula provides strong grip on ice and snow, improves braking performance and ensures safe traveling.

*Coming soon


WINTER MASTER S1

Studdable


ROLLING RESISTANCE




WET GRIP PERFORMANCE



QUIETNESS



COMFORT



TREAD LIFE




STUDDABLE




WINTER MASTER S2 SUV

Studdable


ROLLING RESISTANCE




WET GRIP PERFORMANCE




QUIETNESS



COMFORT



TREAD LIFE



STUDDABLE



SIZE	LOAD INDEX / SPEED CODE	STANDARD RIM	O.T.D		EU LABELING			
			(mm/32nds)	(mm/32nds)	ROLLING RESISTANCE	WET	NOISE	NOISE LEVEL
14	175/65R14	82 T	5J	9.5 / 12.0	D	C	67	A
14	175/70R14	84 T	5J	9.5 / 12.0	D	C	67	A
14	185/65R14	86 T	5.5J	9.5 / 12.0	D	C	67	A
15	175/65R15	84 T	5J	9.5 / 12.0	D	C	67	A
15	185/55R15	82 T	6J	9.5 / 12.0	D	C	67	A
15	185/60R15	88 T	5.5J	9.5 / 12.0	D	C	67	A
15	185/65R15	88 T	5.5J	9.5 / 12.0	D	C	67	A
15	195/60R15	88 T	6J	9.5 / 12.0	D	C	68	A
15	195/65R15	95 T	6J	9.5 / 12.0	D	C	68	A
15	215/70R15	98 T	6.5J	9.5 / 12.0	D	C	68	A
16	195/55R16	87 T	6J	9.5 / 12.0	D	C	68	A
16	205/55R16	91 T	6.5J	9.5 / 12.0	D	C	68	A
16	205/60R16	92 T	6J	9.5 / 12.0	D	C	68	A
16	205/65R16	95 T	6J	9.5 / 12.0	D	C	68	A
16	215/60R16	99 T	6.5J	9.5 / 12.0	D	C	68	A

SIZE	LOAD INDEX / SPEED CODE	STANDARD RIM	O.T.D		EU LABELING			
			(mm/32nds)	(mm/32nds)	ROLLING RESISTANCE	WET	NOISE	NOISE LEVEL
16	215/65R16	102 T	6.5J	9.5 / 12.0	D	C	68	A
16	225/60R16	102 T	6.5J	9.5 / 12.0	D	C	68	A
17	205/50R17	93 H	6.5J	9.5 / 12.0	D	C	68	A
17	215/45R17	91 H	7J	9.5 / 12.0	D	C	68	A
17	215/55R17	94 T	7J	9.5 / 12.0	D	C	68	A
17	225/45R17	94 H	7.5J	9.5 / 12.0	D	C	68	A
17	225/50R17	98 H	7J	9.5 / 12.0	D	C	68	A
17	225/55R17	97 T	7J	9.5 / 12.0	D	C	68	A
18	215/55R18	95 H	7J	9.5 / 12.0	D	C	68	A
18	225/40R18	92 H	8J	9.5 / 12.0	D	C	68	A
18	225/45R18	95 H	7.5J	9.5 / 12.0	D	C	68	A
18	225/60R18	100 H	6.5J	9.5 / 12.0	D	C	68	A
18	235/50R18	101 H	7.5J	9.5 / 12.0	D	C	68	A
18	245/45R18	100 H	8J	9.5 / 12.0	D	C	68	A


SIZE	LOAD INDEX / SPEED CODE	STANDARD RIM	O.T.D		EU LABELING			
			(mm/32nds)	(mm/32nds)	ROLLING RESISTANCE	WET	NOISE	NOISE LEVEL
15	235/75R15	105 T	6.5J	10.5 / 13.2	D	C	71	B
16	215/70R16	100 T	6.5J	10.5 / 13.2	D	C	71	B
16	225/65R16	100 H	6.5J	10.5 / 13.2	D	C	71	B
16	225/70R16	103 S	6.5J	10.5 / 13.2	D	C	71	B
16	235/65R16	103 H	7J	10.5 / 13.2	D	C	71	B
16	235/70R16	106 T	7J	10.5 / 13.2	D	C	71	B
16	245/75R16	111 S	7J	10.5 / 13.2	D	C	71	B
17	215/60R17	96 T	6.5J	9.5 / 12.0	D	C	71	B
17	215/65R17	99 T	6.5J	10.5 / 13.2	D	C	71	B
17	225/60R17	103 T	6.5J	9.5 / 12.0	D	C	71	B
17	225/65R17	102 T	6.5J	10.5 / 13.2	D	C	71	B
17	235/55R17	103 H	7.5J	9.5 / 12.0	D	C	71	B
17	235/60R17	106 H	7J	10.5 / 13.2	D	C	71	B
17	235/65R17	108 T	7J	10.5 / 13.2	D	C	71	B
17	245/65R17	107 S	7J	10.5 / 13.2	D	C	71	B
17	245/70R17	110 S	7J	10.5 / 13.2	D	C	71	B

SIZE	LOAD INDEX / SPEED CODE	STANDARD RIM	O.T.D		EU LABELING			
			(mm/32nds)	(mm/32nds)	ROLLING RESISTANCE	WET	NOISE	NOISE LEVEL
17	265/65R17	116 H	8J	10.5 / 13.2	D	C	72	B
17	265/70R17	115 S	8J	10.5 / 13.2	D	C	72	B
18	225/55R18	98 H	7J	9.5 / 12.0	D	C	71	B
18	235/55R18	104 H	7.5J	9.5 / 12.0	D	C	71	B
18	235/60R18	107 H	7J	10.5 / 13.2	D	C	71	B
18	235/65R18	110 H	7J	10.5 / 13.2	D	C	71	B
18	245/60R18	105 H	7J	10.5 / 13.2	D	C	71	B
18	255/55R18	109 H	8J	9.5 / 12.0	D	C	72	B
18	255/70R18	113 H	7.5J	10.5 / 13.2	D	C	72	B
18	265/60R18	114 H	8J	10.5 / 13.2	D	C	72	B
18	275/65R18	116 T	8J	10.5 / 13.2	D	C	72	B
19	235/55R19	105 H	7.5J	9.5 / 12.0	D	C	71	B
19	255/50R19	107 H	8J	9.5 / 12.0	D	C	72	B
20	275/55R20	117 H	8.5J	9.5 / 12.0	D	C	72	B
20	275/60R20	115 S	8J	10.5 / 13.2	D	C	72	B


WINTER MASTER S2 LT

Studdable


ROLLING RESISTANCE




WET GRIP PERFORMANCE




QUIETNESS



COMFORT



TREAD LIFE



STUDDABLE



SUPERANGE-X

TAXI

- ◆ The use of imported ultra-fine carbon black can greatly improve the wearability of tyres and ensure the ultra-long mileage.
- ◆ Slight asymmetrical pattern and central reinforcement design can effectively reduce tyre noise and improve ridecomfort.
- ◆ The closed groove on the shoulder and strong pattern block design can ensure the shoulder wear resistance while improving turn grip.

TAXI



SIZE	PR/LR	LOAD INDEX / SPEED CODE	STANDARD RIM	O.T.D (mm/32nds)	EU LABELING				
					ROLLING RESISTANCE	WET	NOISE	NOISE LEVEL	
16	LT225/75R16	10 / E	115/112 Q	6J	10.5 / 13.2	D	A	73	B
16	235/65R16C	10 / E	121/119 R	7J	10.7 / 13.5	D	A	73	B
16	LT245/75R16	10 / E	120/116 Q	7J	10.5 / 13.2	D	A	73	B
17	LT245/70R17	10 / E	119/116 Q	7J	10.5 / 13.2	D	A	73	B
17	LT245/75R17	10 / E	121/118 Q	7J	10.5 / 13.2	D	A	73	B
17	LT265/70R17	10 / E	121/118 Q	8J	10.5 / 13.2	D	A	73	B
18	LT275/65R18	10 / E	123/120 R	8J	10.5 / 13.2	D	A	73	B
18	LT275/70R18	10 / E	125/122 T	8J	10.5 / 13.2	D	A	73	B

SIZE	LOAD INDEX / SPEED CODE	STANDARD RIM	O.T.D (mm/32nds)	EU LABELING				
				ROLLING RESISTANCE	WET	NOISE	NOISE LEVEL	
15	185/65R15	88 H	5.5J	7.6 / 9.6	D	C	72	B
16	205/65R16	99/XL V	6J	7.6 / 9.6	C	C	72	B
17	215/55ZR17	98/XL W	7J	7.6 / 9.6	D	C	72	B
17	225/55ZR17	101/XL W	7J	7.6 / 9.6	D	C	72	B

UTQG:600 AA